

# LSU Guidance based on CDC updated protocols

8-12-22

# Guidance for COVID-19 positive persons

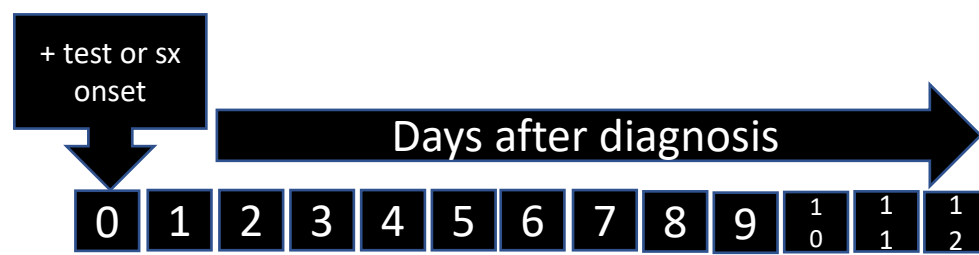
	HCW (any vaccination status)		Non-HCW (any vaccination status)	
	Time for self-isolation	Behavior after return	Time for self-isolation	Behavior after return
Symptomatic	At least 5 days after symptom onset AND Until asymptomatic for 24 hours up to 10 days (Do not return unless asymptomatic; see below)	<ol style="list-style-type: none"> <li>1. Strict masking while on campus.</li> <li>2. Eating and drinking away from others for total 10 days after diagnosis</li> </ol>	At least 5 days after symptom onset AND Until asymptomatic for 24 hours up to 10 days (Do not return unless asymptomatic; see below)	<ol style="list-style-type: none"> <li>1. Strict masking while on campus.</li> <li>2. Eating and drinking away from others for total 10 days after diagnosis</li> </ol>
Asymptomatic	5 days after positive test AND Still asymptomatic	<ol style="list-style-type: none"> <li>1. Strict masking while on campus.</li> <li>2. Eating and drinking away from others for total 10 days after diagnosis</li> </ol>	5 days after positive test AND Still asymptomatic	<ol style="list-style-type: none"> <li>1. Strict masking while on campus.</li> <li>2. Eating and drinking away from others for total 10 days after diagnosis</li> </ol>

First day of symptoms or test positivity = Day 0  
 Masking must be with KN95 or N95 during the 10 day period  
 Self-monitor for symptoms and seek re-evaluation from Campus Health if symptoms recur or worsen  
 If symptoms persist beyond 10 days, contact Campus Health for further evaluation and guidance

Last reviewed 8-12-22

# Examples for infected persons

- Asymptomatic
- Symptomatic for initial 3 days then asymptomatic
- Symptomatic for initial 7 days then asymptomatic
- Symptomatic for initial 10 days



- = self-isolation
- = on campus with high level masking and eating isolation
- = return to routine protocols
- = contact Campus Health



Return to campus based on testing and Campus Health

# Guidance for Mod-High Exposures

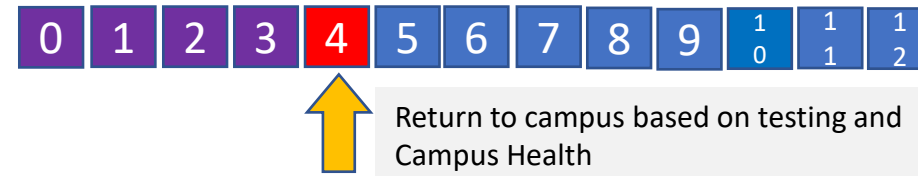
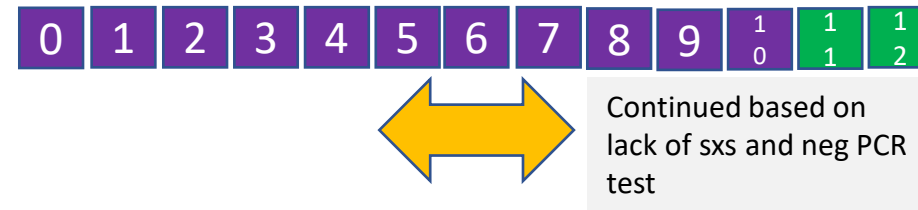
	HCW		Non-HCW	
	Ability to work	Behavior at work	Ability to work	Behavior at work
Any vaccination status (based on CDC guidance 8-11-22)	No work restrictions; PCR testing at day 5-7	<ol style="list-style-type: none"> <li>1. Strict masking while on campus for total 10 days</li> <li>2. Monitor for symptoms.</li> <li>3. If symptoms develop, get tested by PCR</li> <li>4. Eating and drinking away from others for total 10 days after exposure</li> </ol>	No work restrictions; PCR testing at day 5-7	<ol style="list-style-type: none"> <li>1. Strict masking while on campus for total 10 days</li> <li>2. Monitor for symptoms.</li> <li>3. If symptoms develop, get tested by PCR</li> <li>4. Eating and drinking away from others for total 10 days after exposure</li> </ol>

First day of exposure = Day 0  
 Masking must be with KN95 or N95 during the 10 day period after exposure  
 Self-monitor for symptoms and seek re-evaluation from Campus Health if symptoms develop  
 Antigen/ Home tests are not allowable to return to work especially with symptoms

# Examples for exposed persons

- Asymptomatic, any vaccination status

- Symptomatic on day 4,



- = quarantine/isolate
- = on campus with high level masking and eating isolation
- = return to routine protocols
- = contact Campus Health and isolate
- = COVID-19 Test